



### District Report Card: 2017


<b>State:</b> Tamil Nadu	<b>District:</b> Thiruvallur
<b>Class:</b> 3	<b>Subject:</b> Language
<b>Schools:</b> 61	<b>Students:</b> 940


### Participation/Coverage


#### Students

<b>GENDER</b> 	Boys		Girls	
	Number	%	Number	%
	453	48.19	487	51.81

<b>AREA</b> 	Rural		Urban	
	Number	%	Number	%
	602	64.04	338	35.96

<b>CATEGORY</b> 	SC		ST		OBC		GEN	
	Number	%	Number	%	Number	%	Number	%
	399	42.45	54	5.74	382	40.64	105	11.17

<b>CWSN</b> 	LD	VI	HI	S&LD	ID	Oth
	2	0	1	23	3	6

<b>Management</b> 	Government		Government-aided	
	Number	%	Number	%
	700	74.47	240	25.53

### Average Performance of Students in Language (%)

Overall	Gender		Area		Management		Social Group			
	Male	Female	Rural	Urban	Govt.	Aided	SC	ST	OBC	GEN
63.39	62.13	64.56	67.34	56.35	62.57	65.78	65.41	64.44	62.30	59.11

## Performance on Learning Outcomes (LOs)

Learning Outcomes	Description	Average Performance(%)
L304	Reads small texts with comprehension i.e., identifies main ideas, details, sequence and draws conclusions	63.70
L312	Reads printed scripts on the classroom walls: poems, posters, charts etc.	62.77

Range of Performance of Students who Answered Correctly							
Below 30%		30% - 50%		50% - 75%		Above 75%	
Number	%	Number	%	Number	%	Number	%
71	7.55	214	22.77	355	37.77	300	31.91

## Lowest Performing Learning Outcomes (LOs)

1 - Reads printed scripts on the classroom walls: poems, posters, charts etc. (62.77)

2 - Reads small texts with comprehension i.e., identifies main ideas, details, sequence and draws conclusions (63.70)